

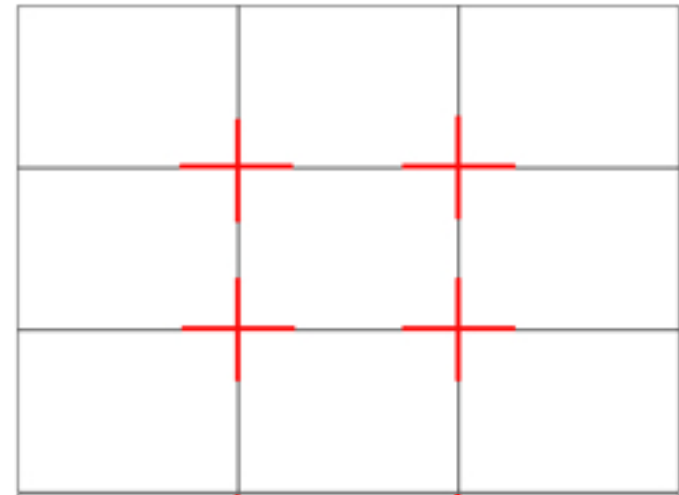
Beginning Photography



Good Composition

Good composition is essential in photography.
It allows you to convey messages and
emotions through images that you shoot.

Rule of Thirds

- Imagine breaking an image into thirds horizontally and vertically.
- Use this grid as you look in the viewfinder to place your images.
- The grid identifies four important parts of the image that you should consider placing points of interest. This will create a more balanced photo and a viewer will interact with it more naturally.
- People's eyes tend to go to the intersection points rather than to the center of the photograph.







Framing

- Frame your subject in the viewfinder
- Every photo has a foreground and a background
- Use them together to make interesting shots






Visual Cropping

- Crop the photos visually before taking them.
- Remove or crop elements that should not belong or will detract from the main subject.
- Try different angles or perspectives to help crop the photo.



- The most common mistake people make when taking pictures is not filling the frame with the subject.
- Be aware of the background and take the time to compose the photograph.



Angle of the View

- The best angle for photographs is not always upright and directly centered.
- Experiment with different angles to see the different effects you can achieve.





Balance



- Achieving good balance requires the correct combination of colors, shapes, and areas or light and dark that complement one another.

Perspective

- Use perspective to add an interesting element or sense of drama to the photo



- Draw the viewer's eyes through the



Sources

- <http://www.microsoft.com/windowsxp/using/digitalphotography/learnmore/composition.mspx>
- <http://digital-photography-school.com/blog/rule-of-thirds/>